

What We Do At MK Art Clubs

MK Art Clubs aims to inspire children to explore their creativity through a range of guided and independent art and craft activities.

We offer a variety of creative courses including caricature drawing, illustration, puppet show production, and stop motion animation. Each course is designed to be fun, hands-on, and highly engaging, giving club members the chance to explore different artistic styles while building new skills. At MK Art Clubs, it's not just about making art, it's about using art as a tool to help children to build confidence in a supportive environment. Our courses encourage collaboration, communication, and problem-solving, helping children develop valuable social and critical thinking skills along the way.

Our After School Clubs take place on selected Tuesdays and Wednesdays between 4:00pm and 7:30pm at Willen Pavilion in Milton Keynes. The programme is delivered in 5-week courses, specially designed for three age groups: 3 - 6, 7 - 11, and 12 - 16 years.

Each session is limited to just 12 participants, allowing for plenty of individual support and guidance.

Age Group	Club Start & Finish Time
3 - 6 year olds	4pm - 5pm
7 - 11 year olds	5.15pm - 6.15pm
12 - 16 year olds	6.30pm - 7.30 pm

Our After School Clubs - £50 Per 5-Week Course

- **Caricature Course** - Learning to draw caricatures step by step.
- **Illustration Course** - Sketching and colouring, creating posters designing artwork on t-shirts.
- **Puppet Show Production Course** - Creating hand puppets & puppet show performances
- **Stop Motion Animation Course** - Making characters and animating them in stop-motion

Club members attend on the same day and time each week for the duration of their 5-week course. Once one course ends, a new one begins, offering fresh themes and activities for young artists to explore.

For £50, your child will get 5 hours of creative learning with all art materials provided in a safe and supportive environment. **Sibling discounts available.**

> *Continue to the next page for detailed course description and week by week breakdown.*

Caricature Course - 5 Week Course, 1 hour per session

Children will learn how to capture a person's likeness by exaggerating and simplifying facial features in a playful, creative way. Through guided drawing activities, members will develop their observational skills and boost their sketching abilities. There are caricature games that promote learning through play and teamwork. Michael will also create a pen and ink caricature for four different club members each week, giving them a special keepsake to take home. By the end of the course, every child will have a caricature portrait of themselves, along with a collection of fantastic work they have created.



Week by week Breakdown

Week 1: Caricatures Games

The course will start with a fun caricature puzzle game where children match and assemble exaggerated features into a complete caricatured face. They'll then follow along as Michael demonstrates how to draw individual facial features step-by-step. Michael will draw caricatures for four club members towards the end of the session.

Week 2: Black & White Caricatures

The young artists will create their own black-and-white caricatures using pencils and markers, guided by Michael. Michael will again draw four members towards the end of the session.

Week 3: Colour Caricatures

Moving into colour work, children will use coloured pencils, watercolours, and markers to create vibrant caricatures. Michael will draw caricatures for the final four club members.

Week 4: Personalised Caricature

Michael will scan the black and white caricatures he created of each club member in previous sessions and print traceable A3 linework versions of each one. Using these as a base, the children will design their own personalised caricature posters by adding props, backgrounds, and fun details that reflect their interests and personalities.

Week 5: Complete & Frame Personalised Caricature

Children will complete and colour their personalised caricature posters. With Michael's help, they'll frame their final piece and present their work.

Visit Our Website To Join Our After School Club Or Book An Art Workshop For Your School or Event

www.mkcaricatures.com/mk-art-clubs

Illustration Course - 5 Week Course, 1 hour per session

This fun and imaginative 5-week course nurtures creativity through guided sketching and colouring activities. Children will explore different materials and techniques while developing confidence in expressing their ideas visually. The course encourages creative thinking and builds essential drawing and composition skills in a fun, supportive setting.



Week by week Breakdown

Week 1: Character Design

We will begin by adding colour to pre-drawn line art. Children will then use Michael's template to design their own superhero using their imagination to bring their unique characters to life.

Week 2: Card Design

Children will design their own greeting card or postcard, using stickers, stencils, and various textures to create colourful and expressive designs they can take home or give to someone special.

Week 3: Create A Poster

Children will begin designing their own A3 posters, with Michael helping them generate ideas based on their dream day out - whether it's at the park, the aquarium, or the museum. He will support them through the planning and sketching stages, encouraging each club member to create vibrant and imaginative artwork that communicates their chosen theme to a wider audience.

Week 4: T-Shirt Design

The young artists will learn how to create and decorate their very own unique T-shirt using fabric markers, putting into practice the sketching skills they've developed in earlier sessions. To support their designs, Michael will also provide a selection of stencils that children can use to help bring their creative ideas to life.

Week 5: Complete T-Shirt Design


In this final session, club members will complete their t-shirt design by adding colour and other final touches, transforming a plain white T-shirt into a piece of fantastic wearable art which they can take home and show off to family and friends.

Visit Our Website To Join Our After School Club Or Book An Art Workshop For Your School or Event

www.mkcaricatures.com/mk-art-clubs

Puppet Show Course - 5 Week Course, 1 hour per session

In this exciting 5-week course, children will dive into the magical world of puppetry! Guided by Michael, they'll design, build, and bring to life their very own hand puppets using a range of materials. The course encourages storytelling, imaginative play, and creative collaboration.



Week by week Breakdown

Week 1 – Making The Puppets

Children will experiment with different materials to create their unique puppets.

Week 2 – Decorate The Stage

Children will work together to create/ decorate a vibrant stage set for the puppet show.

Week 3 – Puppet Show Performance

With their puppets and stage ready, children will use their puppets to tell stories in a live stage puppet show. The performances will be filmed using an iPad.

Week 4 – Post Production

Children will work with Michael to edit the puppet show footage on an Ipad. They will also add sound effects and background music to prepare the puppet show footage for screening.

Week 5 – Screening & Interviews



The final week features a special red carpet premiere where children will watch their recorded puppet shows on screen alongside behind-the-scenes footage. After the screening, each child will take part in a fun post-screening interview where Michael and parents can ask questions, giving each club member the chance to reflect on their experience and share their thoughts on the final piece. Parents will receive photos from the premiere and a memory stick containing the puppet show video and bonus production clips.

Visit Our Website To Join Our After School Club Or Book An Art Workshop For Your School or Event

www.mkcaricatures.com/mk-art-clubs

Stop Motion Animation Course - 5 Week Course, 1 hour per session

This fun and interactive workshop is perfect for young people who are curious about cartoons, animation, and film. They'll create their own characters, design a set, and learn how to bring their stories to life through stop-motion animation. The workshop encourages teamwork, problem-solving, and storytelling while offering a hands-on introduction to the world of animation.



Week by week Breakdown

Week 1: Making Characters & Accessories

Children will begin by designing and making their own unique characters or objects using a variety of craft materials.

Week 2: Making a Set

Working together, they will create/ decorate a background set that brings their animated scenes to life.

Week 3: Capturing the frames

They'll learn the basics of stop-motion by capturing a series of small, sequential movements using a camera or iPad.

Week 4: Post Production and Premier

With Michael's guidance, they'll compile their images, add sound effects and background music, and prepare their short animation for screening.


Week 5: Screening and interviews

It's red carpet time! Children will attend a special premiere of their animation, complete with behind-the-scenes footage. Michael will play the role of interviewer, and each child will be featured in a fun interview segment. Parents will receive photos from the premiere along with a memory stick containing the final animation and production clips.

Visit Our Website To Join Our After School Club Or Book An Art Workshop For Your School or Event

www.mkcaricatures.com/mk-art-clubs


Meet The Tutor



Michael was born in Uganda and moved to the UK with his family at the age of 11. His passion for drawing was clear from an early age, often expressed through doodles on any surface within reach around his family home, whether it's paper, books or walls, tables and doors.

He attended Marriotts High School in Stevenage before following his passion for art at Coventry University, where he studied illustration and animation. After graduating in 2013, a friend's recommendation led Michael to a role as a caricaturist at the iconic London Eye, marking the beginning of his journey as a professional artist.

In 2015, Michael founded MKcaricatures to specialise in live drawing at events such as weddings, corporate functions, and parties. As his business grew, he expanded his services to include his now award-winning caricature wedding stationery, commercial illustration and personalised gifts.



Alongside his caricature work, Michael gained two years of tutoring experience, first on the Art Foundation course at North Herts College and later at Coventry University, where he taught illustration and animation. This experience inspired him to develop his own creative workshops for businesses, events and schools.



Today, Michael draws at over 150 live events annually and creates thousands of caricatures from photos for wedding place cards and gifts. He also runs on demand creative team-building workshops for companies big and small.

His impressive client list includes major brands like Microsoft, Mercedes, Samsung, John Lewis, Fulham Football club, and Oxford and Cambridge University, among many others.

Visit Our Website To Join Our After School Club Or Book An Art Workshop For Your School or Event

www.mkcaricatures.com/mk-art-clubs